


Spring Scavenger Hunt









Instructions: Invite students to participate in a spring scavenger hunt. Explain that they will need to find 27 flower cutouts and that each flower has a letter in the center that will reveal a secret message.

1. Hide the 27 flower cutouts in the classroom or an available outdoor space.
2. Ask students to search for the cutouts.
3. Once all the cutouts are found, instruct students to work together to decipher the hidden message, April showers bring May flowers. Provide assistance as needed.
4. Once the words have been deciphered, have students to glue them to a poster board.










Optional: blank flower templates



Spring Scavenger Hunt



Spring Scavenger Hunt



Spring Scavenger Hunt

