



# Anglerfish Craft Instructions

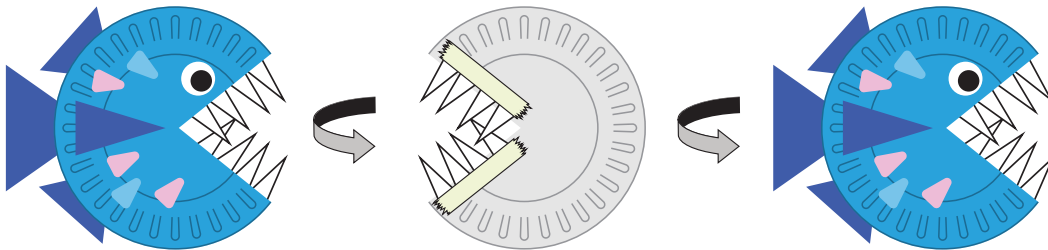
1. Cut out the outlined piece to make the fish's mouth.



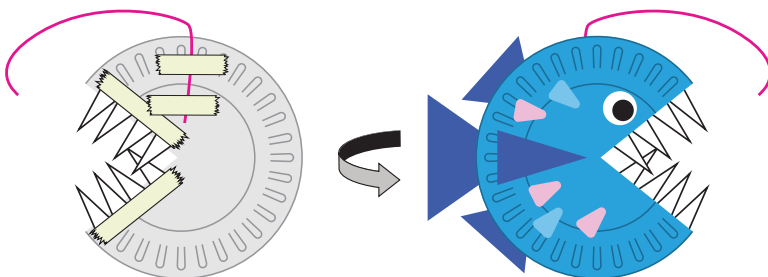
2. Decorate the fish with paper fins, eyes, and scales.



3. To make teeth, cut triangles out of copy paper. Flip the fish over and tape or glue the triangles so they extend into the mouth. Flip the fish back over.



4. Bend a pipe cleaner into an arch. Tape one end of the pipe cleaner to the center of the plate so that the other end hangs over the fish's mouth.



5. To make a lure, glue a pom-pom to the end of the pipe cleaner that hangs over the fish's mouth.

